

# Working with your *Carriere*<sup>®</sup> Motion<sup>™</sup> Appliance

At the start of treatment today, your orthodontist installed the *Carriere*<sup>®</sup> Motion Appliance.

The *Carriere* Motion Appliance is designed to move your teeth in a consolidated way to help you achieve a correct bite. With the proper wearing of your rubber bands, this appliance will keep you from having to wear headgear or other bulky appliances later in your treatment.

The *Carriere* Motion Appliance is able to handle normal chewing of food and drink but like all appliances if proper care is not taken then the appliance may become detached from your teeth.

It may be suggested that your rubber bands be removed prior to eating and drinking.

## Carriere Motion Reminders



If you have been instructed to remove your rubber bands prior to eating meals, then you should place new rubber bands in your mouth. Carry your rubber bands with you at all times.



If your appliance becomes detached from your tooth, it is not an emergency but you should call your orthodontist during normal business hours to schedule an appointment to get it repaired.



As with any orthodontic appliance inside the mouth, there may be times of discomfort or irritation. If you have a concern, please call your orthodontist and ask for help.



You should refrain from eating any hard or sticky foods while wearing the *Carriere* Motion Appliance. Try to keep your food size in smaller portions and remember to always brush and floss after every meal.

\*Remember to keep all scheduled appointments with your doctor to help monitor your progress\*

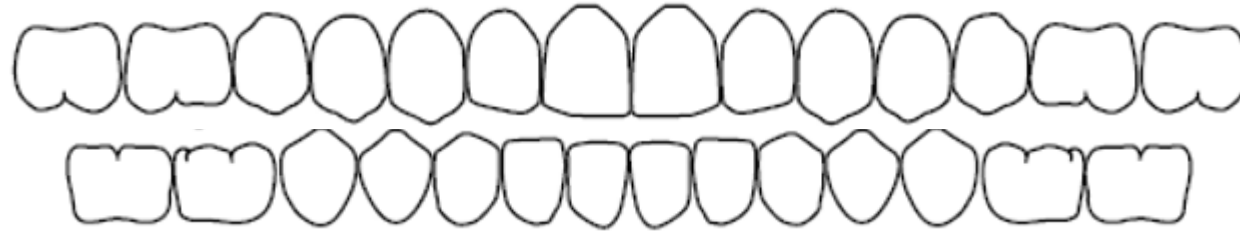
**CARRIERE**

fast

natural

gentle

# Carriere® Motion™ Elastomeric Use



## Patient's Right

## Patient's Left

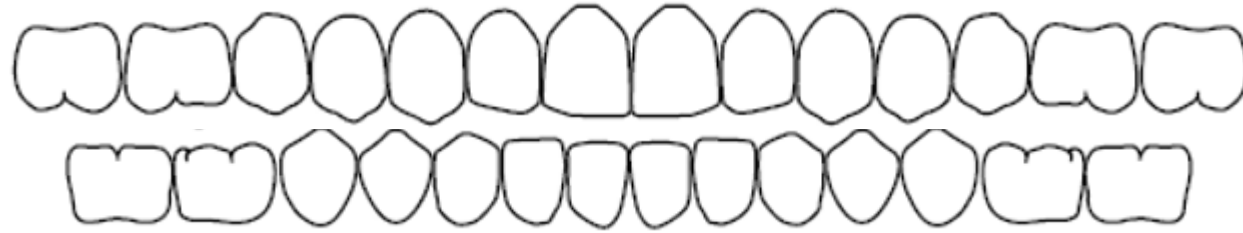
|                     | Size       | Duration  |                     |
|---------------------|------------|---|---------------------|
| Permanent Dentition | 6oz 1/4"   | <input type="checkbox"/> <input type="checkbox"/> *24hr | Permanent Dentition |
|                     | 8oz 3/16"  | <input type="checkbox"/> <input type="checkbox"/> Night |                     |
|                     | _____      | <input type="checkbox"/> <input type="checkbox"/> Day   |                     |
| Mixed Dentition     | 2oz 1/4"   | <input type="checkbox"/>                                | Mixed Dentition     |
|                     | 4oz 1/4"   | <input type="checkbox"/> <input type="checkbox"/> *24hr |                     |
|                     | 6 oz. 1/4" | <input type="checkbox"/>                                |                     |

fast

natural

gentle

# Carriere® Motion™ Elastomeric Use



## Patient's Right

## Patient's Left

| Patient's Right                    |   | Patient's Left                     |   |
|------------------------------------|---|------------------------------------|---|
| Size                               | Duration  | Size                               | Duration  |
| <input type="checkbox"/> 2oz 1/4"  | <input type="checkbox"/> *24hr                    | <input type="checkbox"/> 2oz 1/4"  | <input type="checkbox"/> *24hr                    |
| <input type="checkbox"/> 4oz 1/4"  | <input type="checkbox"/> Night Only               | <input type="checkbox"/> 4oz 1/4"  | <input type="checkbox"/> Night Only               |
| <input type="checkbox"/> 6oz 1/4"  | <input type="checkbox"/> 1 <sup>st</sup> Month    | <input type="checkbox"/> 6oz 1/4"  | <input type="checkbox"/> 1 <sup>st</sup> Month    |
| <input type="checkbox"/> 8oz 3/16" | <input type="checkbox"/> 2 <sup>nd</sup> Month On | <input type="checkbox"/> 8oz 3/16" | <input type="checkbox"/> 2 <sup>nd</sup> Month On |
|                                    | <input type="checkbox"/> All Months               |                                    | <input type="checkbox"/> All Months               |

fast

natural

gentle

\*24 Hours A Day Except if instructed to remove when Eating. New Elastics should be placed after every meal if removed.

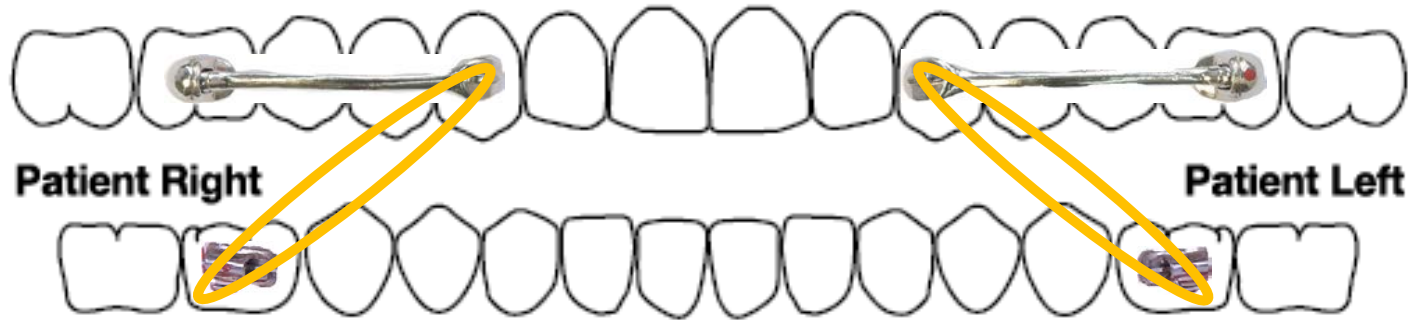
**CARRIERE**

fast

natural

gentle

# Carriere Motion 3 to 6 with Tube on Lower 6



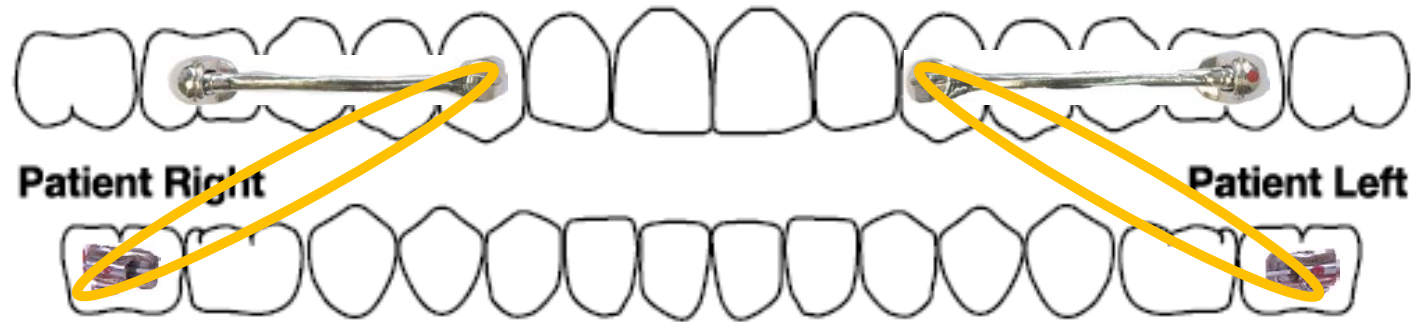
- 1st month F1 (6oz 1/4")
- 2nd and following months F2 (8oz 3/16")

fast

natural

gentle

# Carriere Motion 3 to 6 with Tube on Lower 7



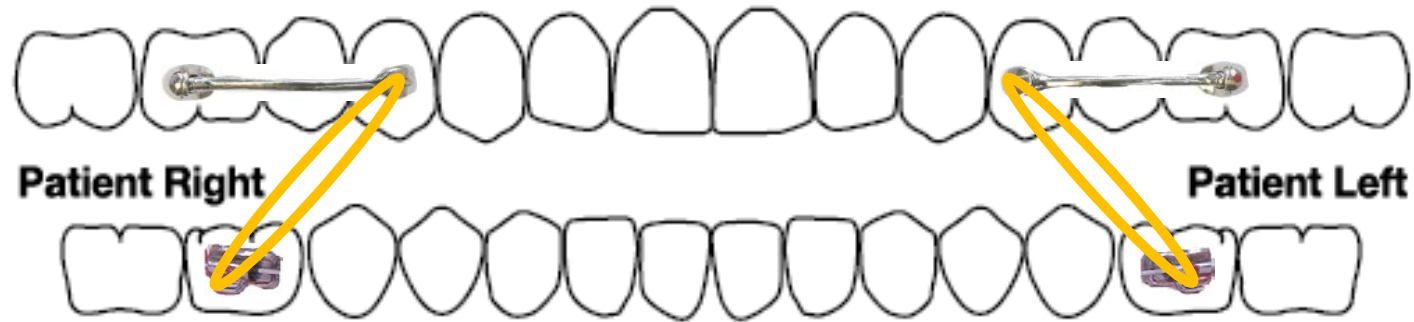
- 1st month F1 (6oz 1/4")
- 2nd and following months F2 (8oz 3/16")

fast

natural

gentle

# Carriere Motion 4 to 6 with Tube on Lower 6



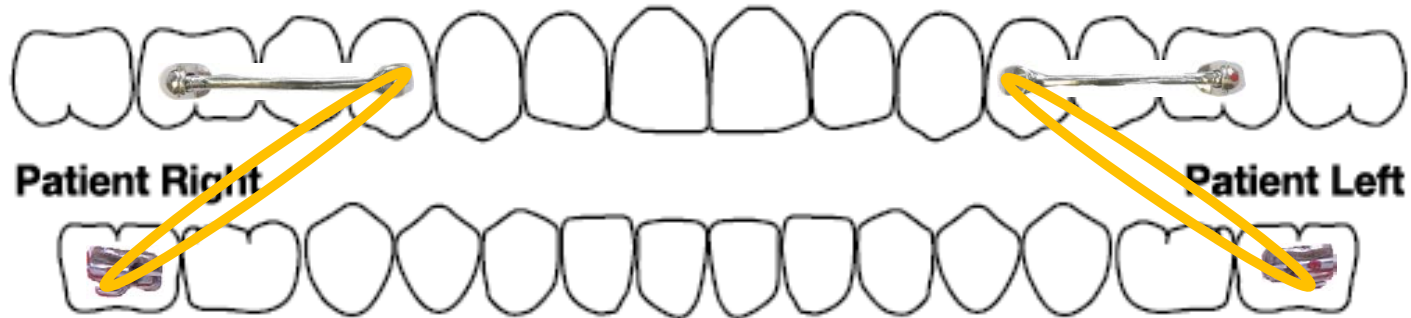
- 1st month and following months F2 (8oz 3/16")

fast

natural

gentle

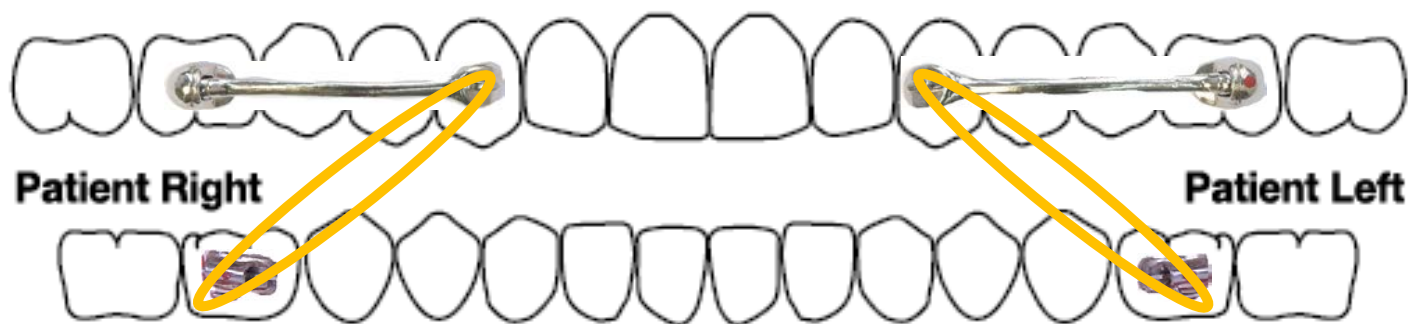
# Carriere Motion 4 to 6 with Tube on Lower 7



- 1st month F1 (6oz 1/4")
- 2nd and following months F2 (8oz 3/16")



# Carriere Motion Mixed Dentition Early Treatment Class II from C to 6 (Temp Canine)



- 1st & 2nd month (2oz 1/4")
- 2nd and 4th months (4oz 1/4")
- 5th and 6th months ( 4oz 1/4" or 6oz 1/4" according to doctor's decision)

\*Elongated use of Motion for better Orthopedics

fast

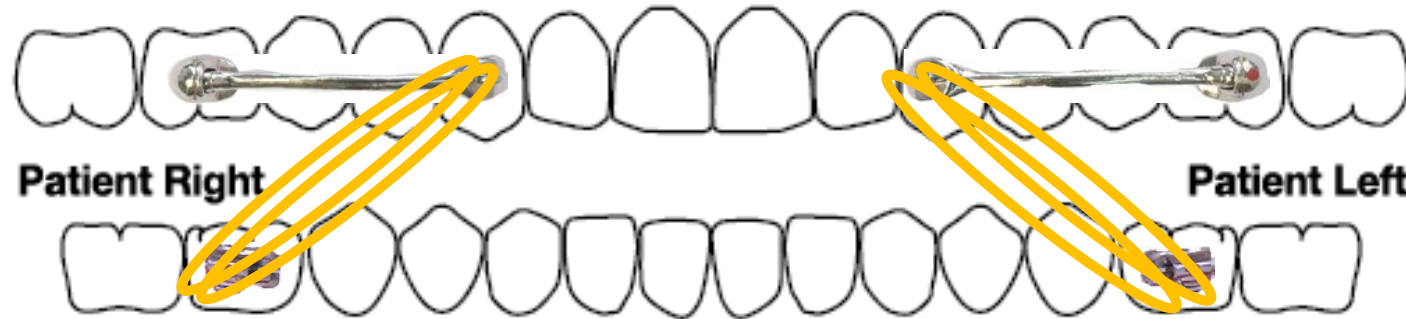
natural

gentle



# Exceptional Cases

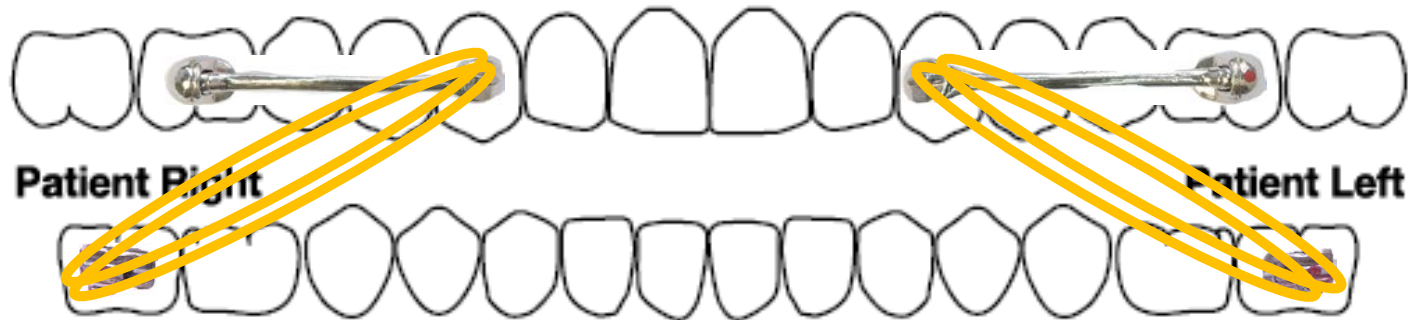
## Carriere Motion 3 to 6 with Tube on Lower 6



- Class II div 2 adult and high level of bone density patient in which there is no movement after 3 months of use of regular elastic protocol, we will boost the case by using double force 2 in each side only at night. A regular elastic traction during day for one month and then once movement starts we will go back to traditional traction
  - If no movement after 3 months with standard elastic protocol (F1 & F2) then use modified protocol below
  - 1<sup>st</sup> Month Double F2 at Night (8oz 3/16") Single F2 During the Day (8oz 3/16")
  - 2<sup>nd</sup> Month & Following Months 24 Hours F2 (8oz 3/16")

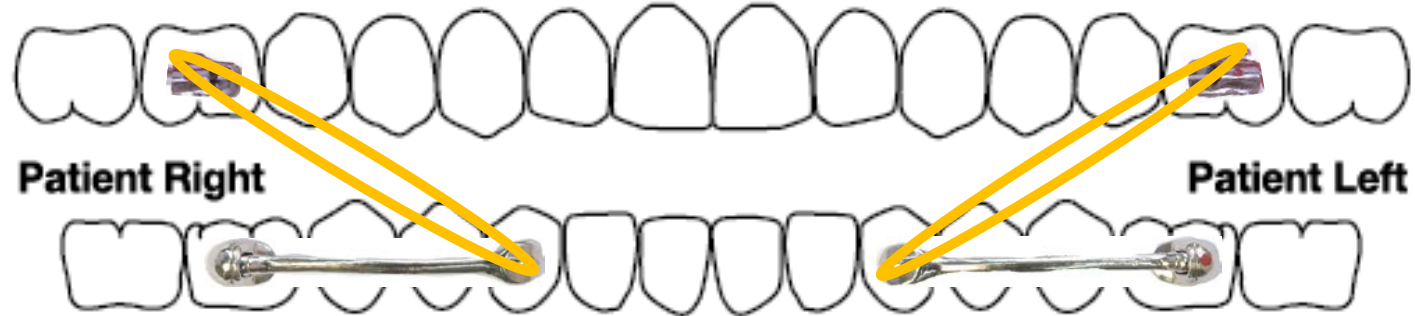
# Exceptional Case

## Carriere Motion 3 to 6 with Tube on Lower 7



- Class II div 2 adult and high level of bone density patient in which there is no movement after 3 months of use of regular elastic protocol, we will boost the case by using double force 2 in each side only at night. A regular elastic traction during day for one month and then once movement starts we will go back to traditional traction
  - If no movement after 3 months with standard elastic protocol (F1 & F2) then use modified protocol below
  - 1<sup>st</sup> Month Double F1 & F2 at Night (6oz 1/4" & 8oz 3/16") Single F2 During the Day (8oz 3/16")
  - 2<sup>nd</sup> Month & Following Months 24 Hours F2 (8oz 3/16")

# Carriere Class III Motion 3 to 6 with Tube on Upper 6



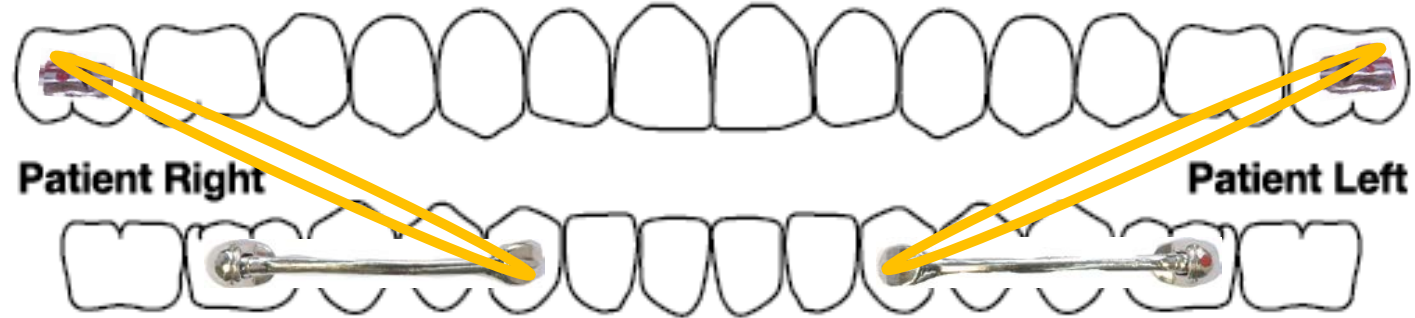
- 1st & following months F1 (6oz 1/4")

fast

natural

gentle

# Carriere Class III Motion 3 to 6 with Tube on Upper 7



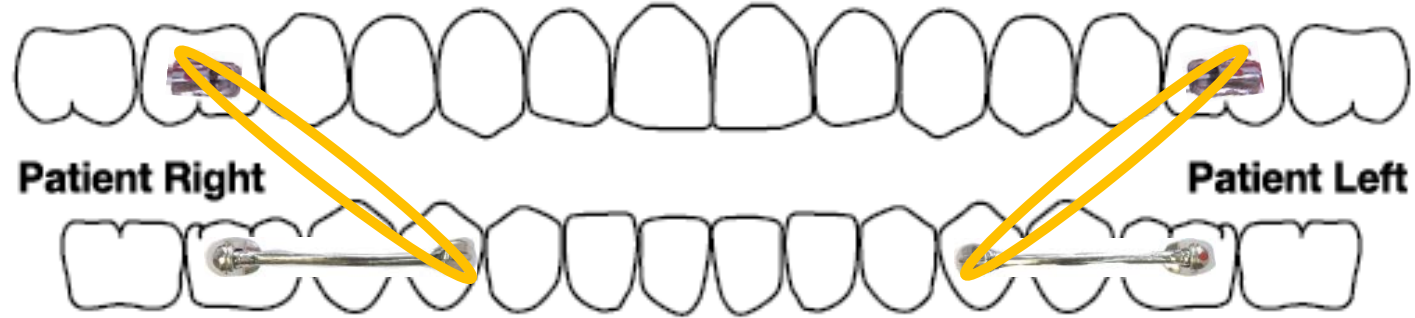
- 1st & following months F1 (6oz 1/4")

fast

natural

gentle

# Carriere Class III Motion 4 to 6 with Tube on Upper 6



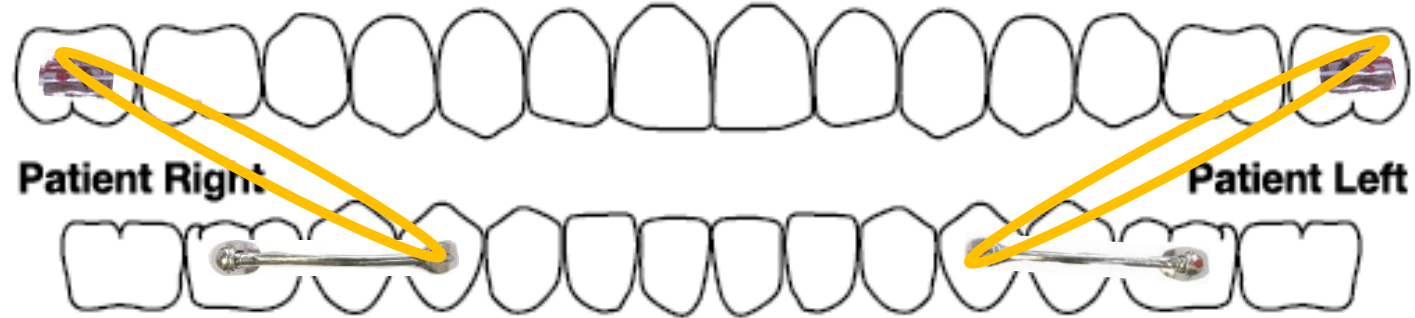
- 1st & following months F2 (8oz 3/16")

fast

natural

gentle

# Carriere Class III Motion 4 to 6 with Tube on Upper 7



- 1st & following months F1 (6oz 1/4")

fast

natural

gentle